


---

# Write a Better Prompt

---



**Effective prompts  
empower AI's true  
potential.**



# Instruct ChatGPT to Ask You Questions.



Before getting an answer, instruct ChatGPT to refine the topic by asking clarifying questions.

✓ "I need to create a research plan for my great-grandparents, who immigrated to the U.S. from Ireland in 1890. **To create the best answer, please ask me questions. Ask me one question at a time.**"

**Why? This makes the response more relevant, detailed, and useful to your specific needs.**



# Be Clear and Specific The More Detail the Better

A vague prompt leads to vague responses.

✓ "What types of immigration records exist for U.S. arrivals between 1880 and 1920?"

✗ "Tell me about immigration records."

**Reverse Style: "ChatGPT, what questions should I ask to make this request more specific?"**

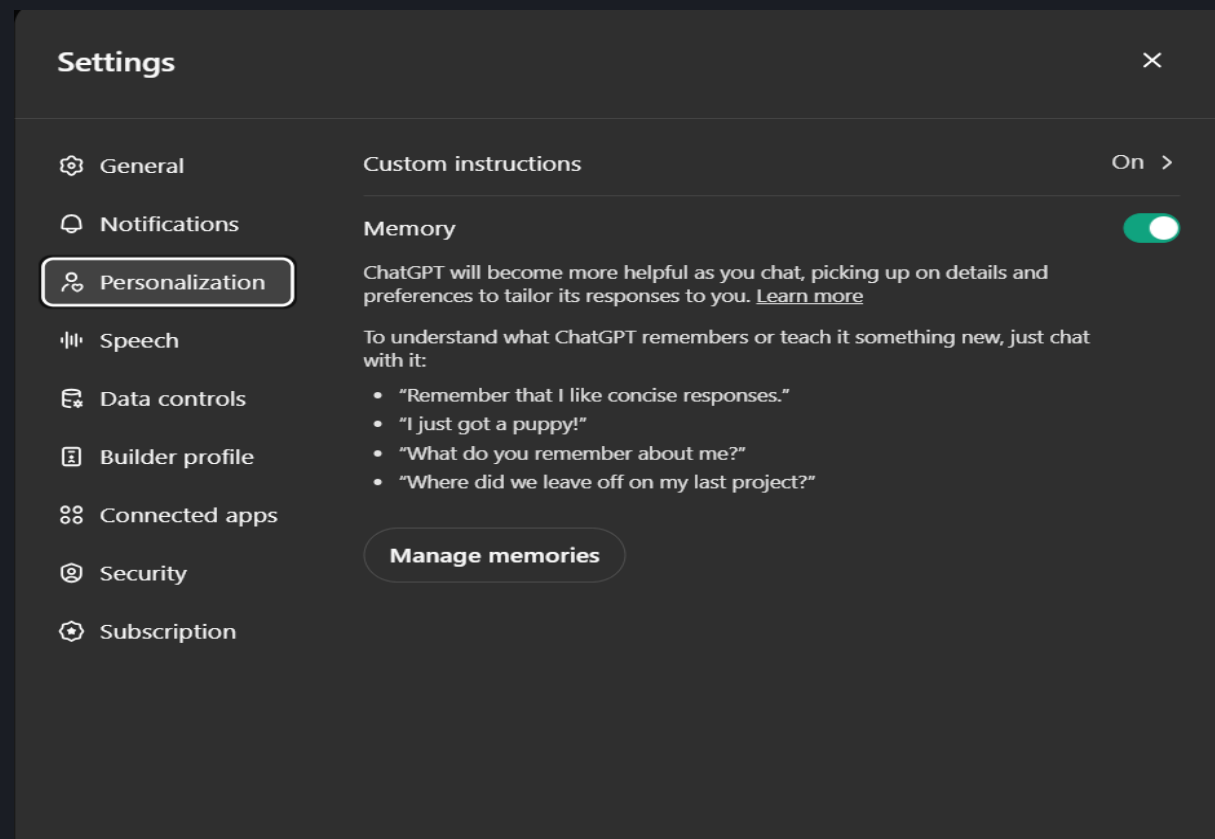
# Provide Context



Give ChatGPT information that you have.

✓ "I'm researching an ancestor born in Germany in the 1870s. I found him in the 1900 and 1920 US census but could not find him in the 1910 census. I have checked FamilySearch.Org without success; what should I do next?"

**Reverse Style: "ChatGPT, what additional details would help you give me a better answer?"**



# Check Personalization Settings to Avoid Bias

Your ChatGPT experience may be shaped by personalization settings.

- ✓ Check whether responses are being influenced by past interactions.
- ✓ If responses seem biased, reset or adjust settings for a more neutral approach.

**Why? Ensuring unbiased, broad perspectives helps get the most accurate information.**


# Use the Persona Pattern for More Focused Output



ChatGPT adapts its tone and expertise based on role-based prompts.

- ✓ "Act as a genealogy expert and guide me in researching my great-grandparents."
- ✓ "Acting as an Irish immigrant to Boston in 1880 tell me about your experience?"

**Why? The persona pattern ensures that responses are more precise and tailored to your needs.**



# Define The Output You Want

Tell ChatGPT exactly how you want the response structured.

- ✓ "Summarize naturalization records in three bullet points."
- ✓ "Give me a one-paragraph overview of DNA matching suitable for someone who knows nothing about genetics."

**Reverse Style: "ChatGPT, suggest different formats for presenting this information to a skeptical audience ."**



# Use Examples When Possible



Examples help ChatGPT understand what you're looking for.

✓ "Can you help decipher this handwritten note? In the document, the last name is: 'Schmidt,' and it is in 19th-century German script"

**Reverse Style: "ChatGPT, what type of example would make this request clearer?"**



# Use ChatGPT for Brainstorming and Idea Generation

It's great for planning and creativity!

- ✓ "What are five alternative ways to find a missing ancestor in census records?"
- ✓ "Can you generate different ways to structure a family history story?"

**Why? AI excels at offering multiple perspectives and suggesting new angles.**

# Start a New Conversation if ChatGPT Gets Confused



If responses become inconsistent or repetitive, reset the conversation.

- ✓ "This response isn't what I expected. Let's start fresh with a new approach."
- ✓ "Forget the previous discussion—how would you explain this topic from the beginning?"

**Why? ChatGPT carries context from a conversation, which can sometimes cause drift or confusion over time.**



# Ask ChatGPT to Write the Prompt for You

Not sure how to ask? Let ChatGPT craft the best prompt for you!

- ✓ "I need to research my Irish ancestors. Can you suggest a well-structured prompt to help me? You can ask me questions to build the prompt. Ask me one question at a time. "
- ✓ "Please suggest a prompt to build a research plan for New York immigration in 1860."

**Reverse Style: "ChatGPT, how would you write this question for the best results?"**

# Upload Documents to Enhance the Conversation



For deeper insights, upload relevant documents so ChatGPT can analyze and extract information.

- ✓ "I've uploaded a census record. Please transcribe it?"
- ✓ "Here's my ancestor's naturalization record—what details can I extract from this?"

**Why? When you provide actual documents, ChatGPT can summarize, interpret, and cross-check information.**



# This is a Conversation, so Iterate and Refine

Refine the response by continuing the conversation.

- ✓ "That's helpful, but can you refine it to focus more on 19th-century records?"
- ✓ "Give me two versions of this explanation—one formal and one casual."

**Reverse Style: "ChatGPT, what follow-up question should I ask to improve this answer?"**

# Ask for Multiple Responses



Multiple responses can give you different insights into the answer.

- ✓ “Can you summarize document this in three ways, formal, casual, and skeptical?”
- ✓ “Please suggest ten different short titles for this document?”

**Then, you can ask ChatGPT to continue to refine your preferred response.**



# Fact-Check & Cross-Reference

AI is not a primary source—always ask for and review references and sources.

✓ “Please summarize Irish Immigration in the 1850s. Indicate the sources and references you have used.”

✓ “Please recommend further reading about Jewish immigration to Ellis Island in 1850.”

**Why? AI-generated responses sound convincing but may not always be correct.**



# Experiment with Different Prompt Styles

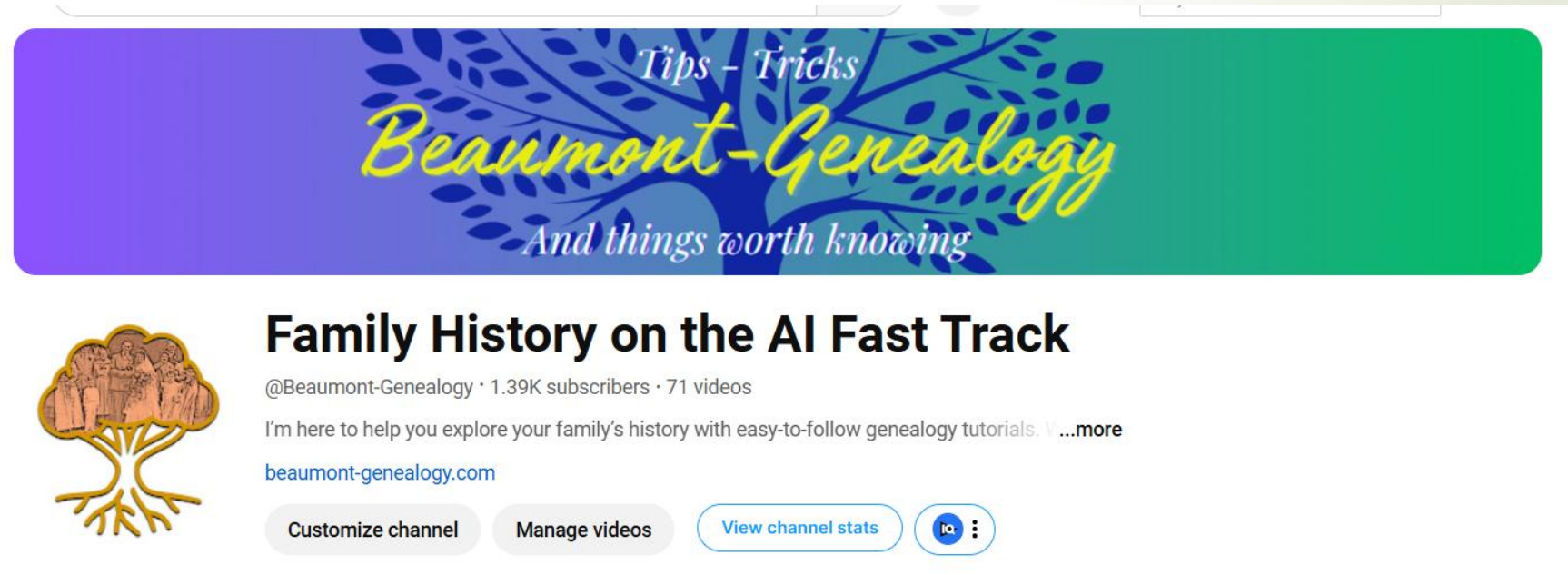


If the response isn't quite right, rephrase or try a different approach.

- ✓ Instead of "What records are available from Ellis Island between 1892 and 1924?" try:
- ➔ "How can I use Ellis Island records to track an ancestor's immigration journey?"

**Why? A slight change in wording can make a big difference.**

# Any Questions?



**My YouTube Channel:**

**<https://www.youtube.com/@Beaumont-Genealogy/videos>**

**My Genealogy Website: (for this Presentation)**

**<https://www.beaumont-genealogy.com/classes>**

**My Email:**

**[John.Beaumont@Outlook.com](mailto:John.Beaumont@Outlook.com)**

