

Presentation By John Beaumont

Genealogy

Your Heritage and Family
History



Welcome

In this session, we will cover:

- Genealogy Focus Areas
- Structured Research Strategy
- The Role of DNA
- Tools and Software
- Final Thoughts and Q&A





Image created with AI

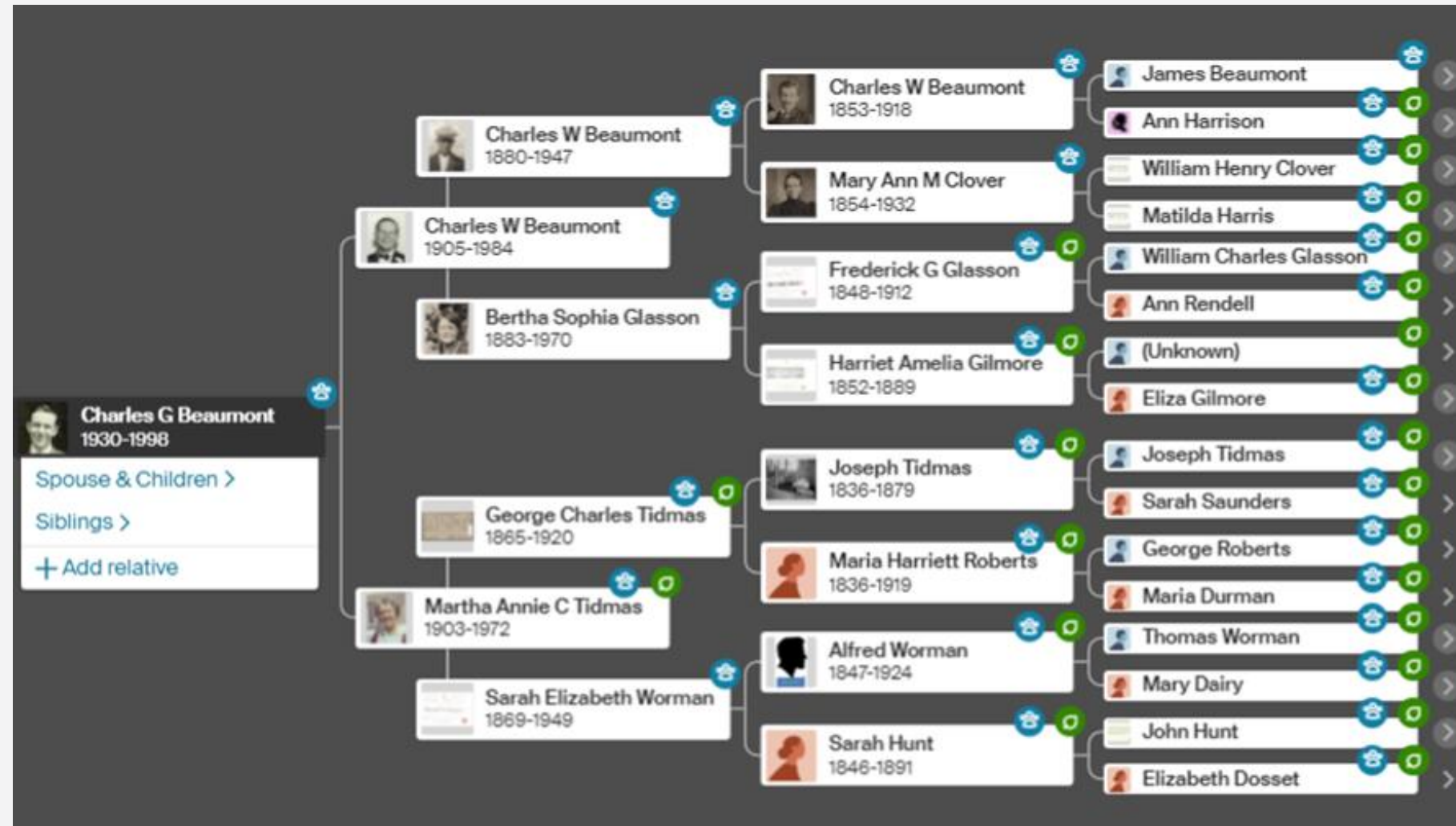


Family History Focus Areas

Genealogy Focus Areas



Ancestry and family trees



Built around lineage and lines

Research based on relatives and their descendants

Keyed on vital records (birth, marriage & death)

Not always a lot of context to the basic information

Some people sacrifice quality for quantity



Genealogy Focus Areas

Family History

Focus on how your descendants lived

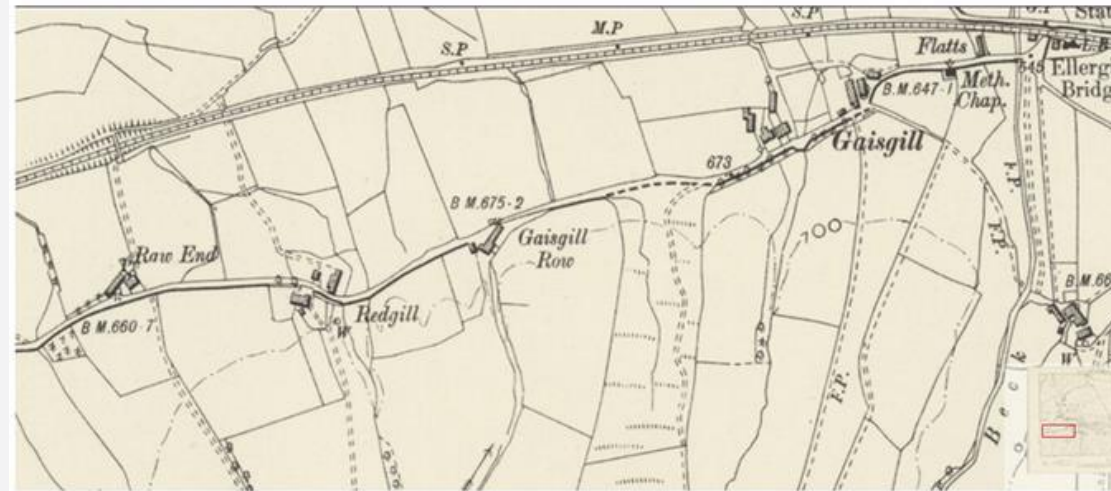
Add context to your family tree

Add artifacts to your family tree

Wills, photos, censuses, land records, employment records.

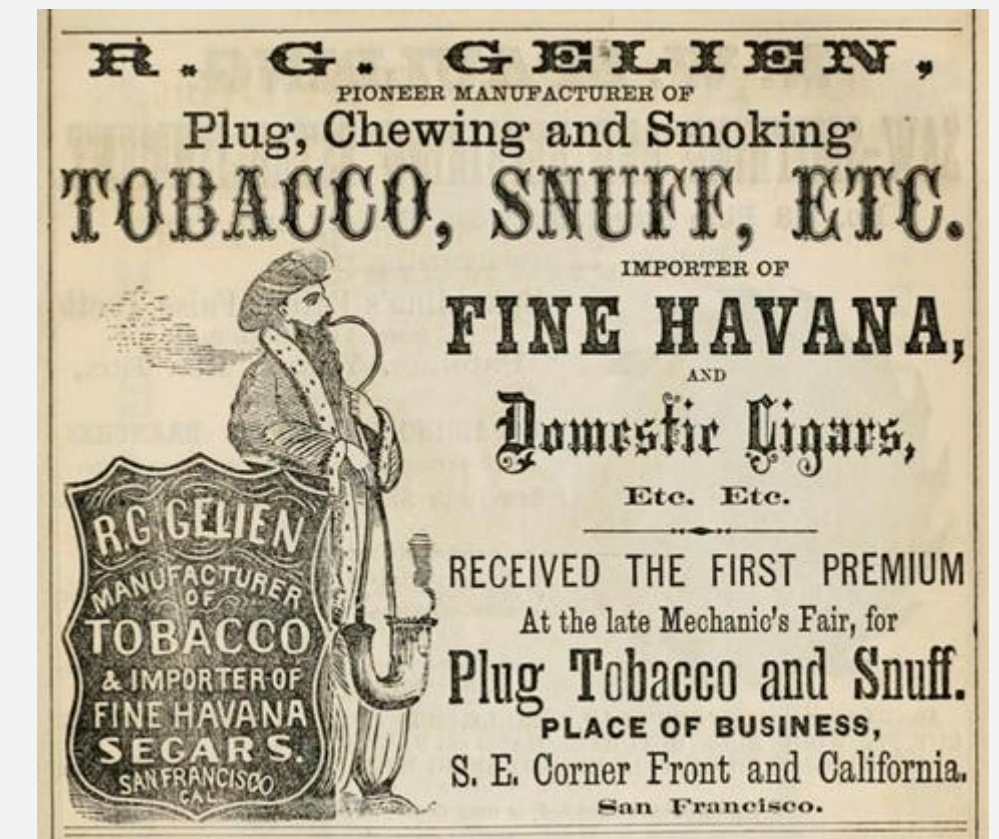
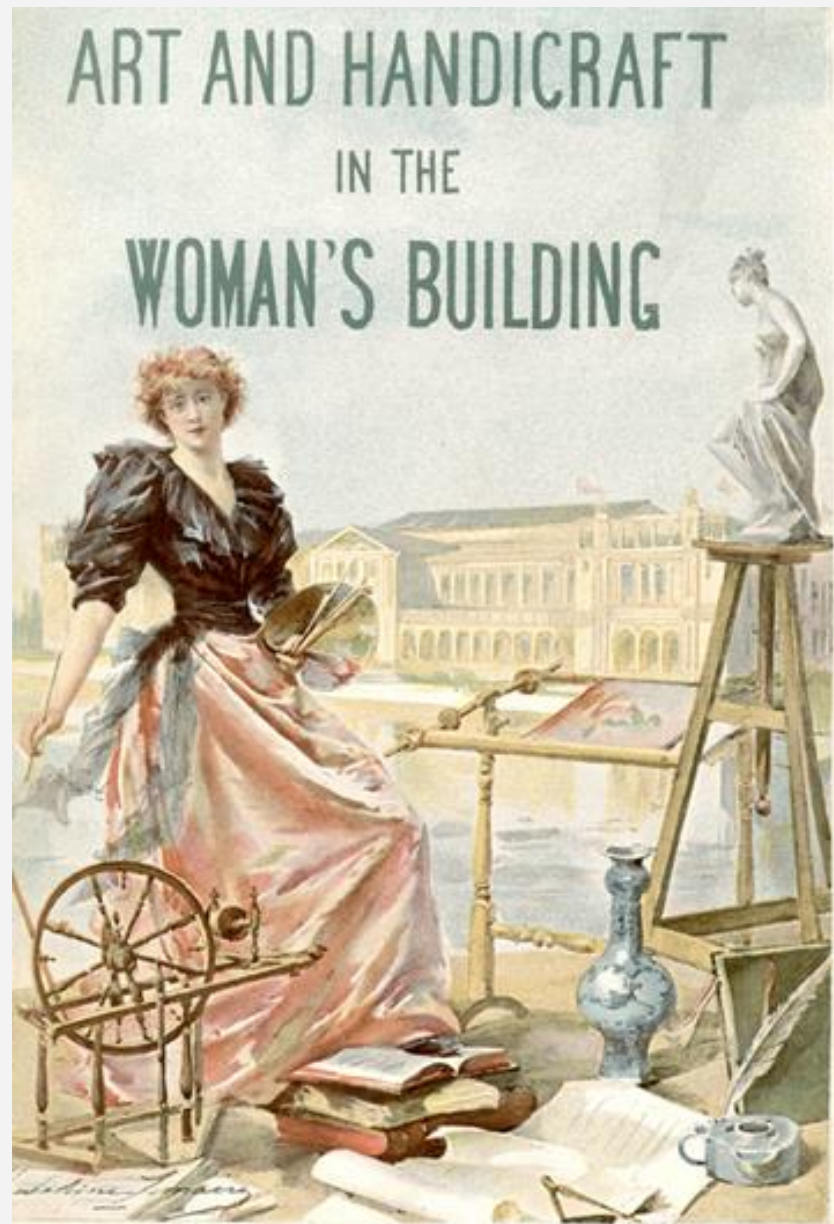
Forensic genealogy (photographic analysis, mapping etc.)

Gaisgill Row, Orton from 1897 Ordnance Survey Map. In an 1823 map of Westmorland, it is referred to as Gazegill. Kendal is 14 miles away to the southwest and Carlisle is 40 miles to the north.



Genealogy Focus Areas

Social History




Focus on the social context of your descendants
Research their jobs, where they lived, and their community
Add special history notes to your tree
History books, journals, historical societies, newspapers
Friends, associates, and neighbors (FANs)

A detailed collage of scientific and historical imagery. At the top center is a large, detailed illustration of a tree. To its left and right are various portraits of men and women, some in formal attire. A DNA double helix is prominent on the right side. Below the portraits are various scientific diagrams, including a circular diagram with many small segments. In the foreground, there are several typewriters, some on stacks of books. A clock is visible in the center. There are also various laboratory glassware, including bottles and a funnel. The overall theme is a blend of history, science, and research.

A Structured Research Strategy

Research Strategy Phases



Laying the Foundation

Immediate Family

Close Relatives

Near Ancestors

Far Ancestors

Distant Ancestors

Image created with AI

Laying the Foundation for Research

Taking Stock – what family history objects do you have

Family artifacts are key to unlocking our past, offering concrete details about our ancestors' lives and preserving our cultural heritage. These heirlooms, like letters, documents, bibles, and photographs, validate family ties and bring depth to our genealogical records.



Image created with AI

Laying the Foundation for Research

Talking to Your Relatives



Take time to talk to your relatives, and if possible, start with the oldest. Take notes and ideally record the discussion. It is essential to ensure you respect boundaries and that the person feels comfortable. There may be things that they don't want to discuss. Also, remember that memories are not records

Image created with AI

Immediate Family

Starting With You

You are the first twig in your tree.

We will move from you to your branches

This will quickly grow into a tree




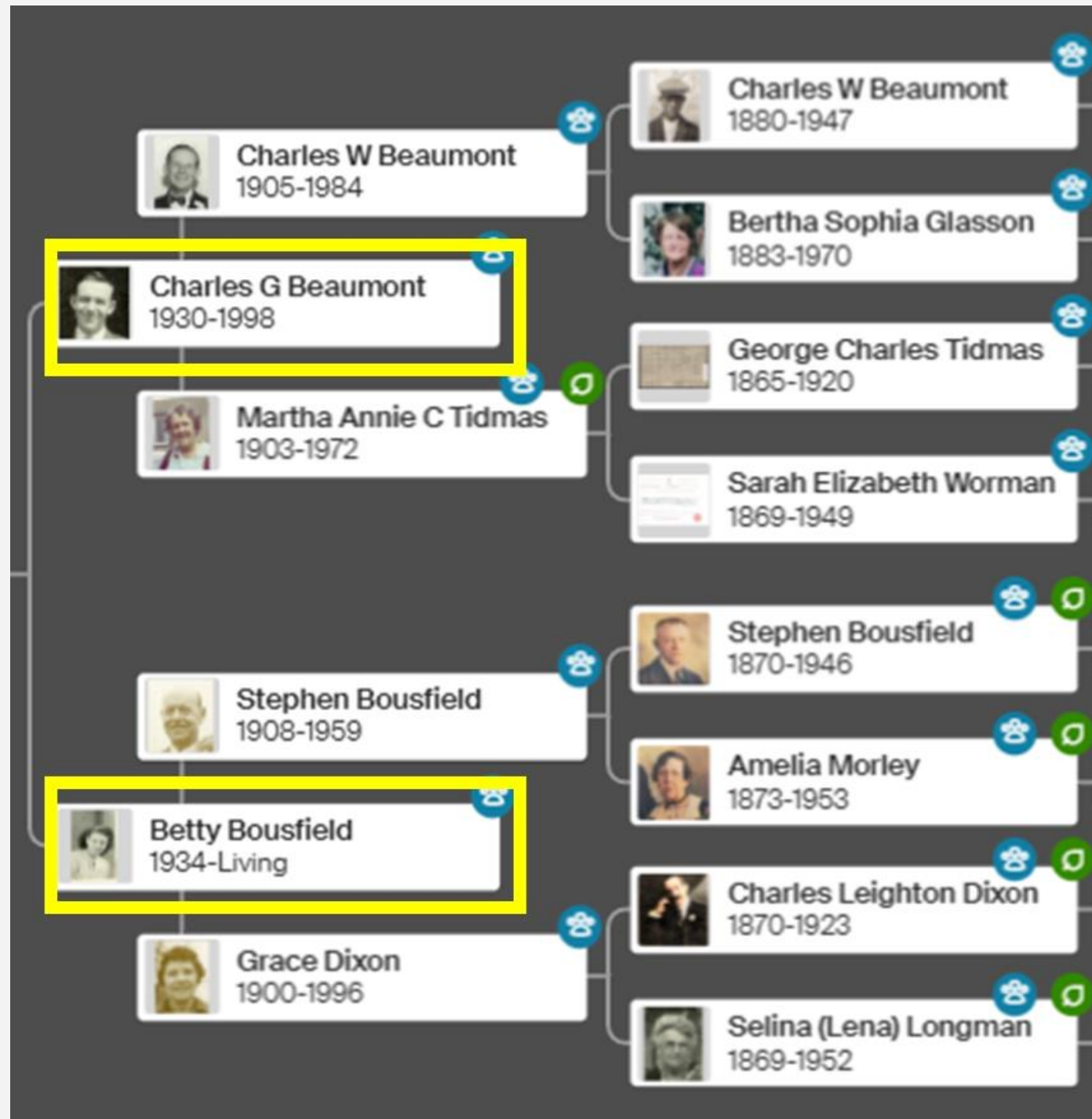
Image created with AI

Immediate Family


Immediate Family Members

Document your parents, uncles, aunts, brothers and sisters
Their birthplace, occupations, and other facts.

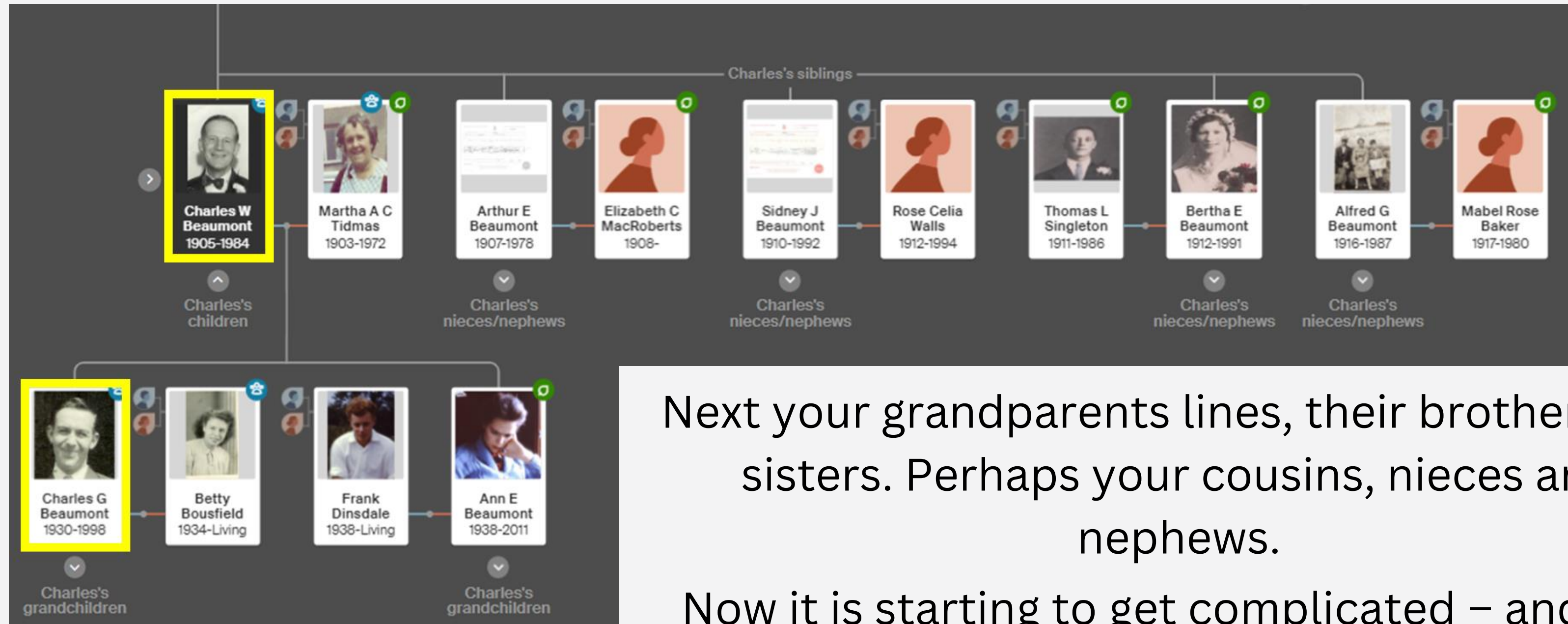
Then start your focus on either your immediate paternal or maternal line.



Close and Extended Family



Branching Out

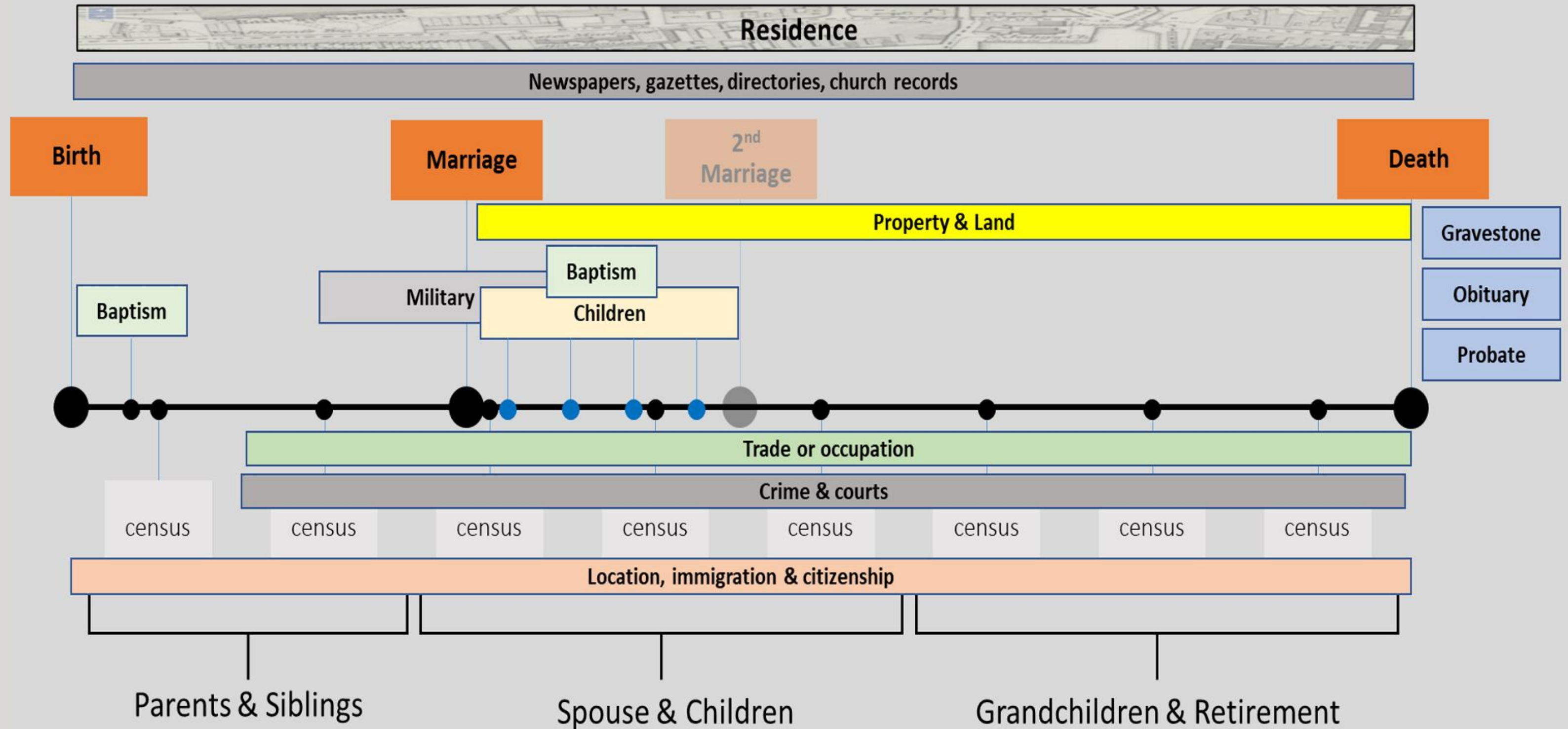


Next your grandparents lines, their brothers and sisters. Perhaps your cousins, nieces and nephews.


Now it is starting to get complicated – and you may need **some tools** to help you store and organize your findings.

Near Ancestor Research

Up to 200 years ago (census era)



Far Ancestors



Between 200 & 400 years ago

Church Records

Many church records date back centuries and can include baptisms, marriages, and burials.

Probate Records and Wills

These documents can provide insights into family relationships and the economic status of ancestors

DNA Testing

DNA tests can help you find genetic matches and trace lineage paths that are not well-documented

Court Records

Court documents from disputes, apprenticeships, or other legal proceedings can offer unique insights into your ancestors' lives


Immigration Patterns

Historical migration records, routes and patterns can help hypothesize where ancestors might have originated

Land Records and Deeds

These documents can provide insights into family relationships and the economic status of ancestors

Distant Ancestors



Over 400 years ago

Church Records

Some Parish, Church or Manor records can date back to the 16th century or earlier

Legal Documents

Early legal documents, including court proceedings, disputes, and land transactions, can provide details about ancestors.

Genetic Genealogy

Y-DNA and mtDNA Testing: These tests trace direct paternal and maternal lines respectively

Archives

Local, regional, university and other archives can contain a rich and diverse collection of documents

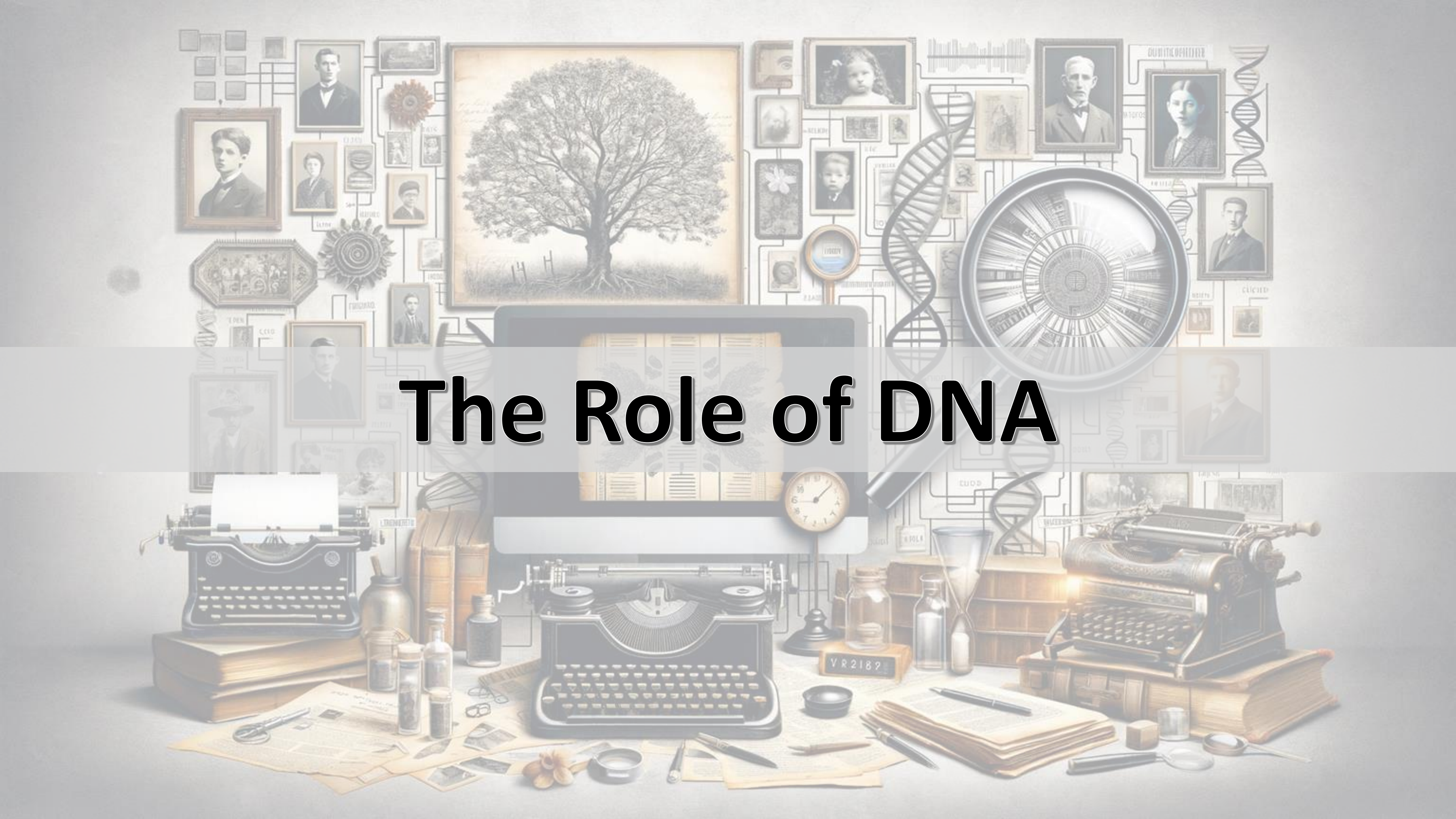
Published Genealogies

Reference published (peer reviewed) genealogies to leverage research but do not copy


Societies and Studies

Engage with societies and studies dedicated to genealogy to access specialized knowledge and networks

The Role of DNA



Role of DNA



DNA in Family History Research

DNA Matching

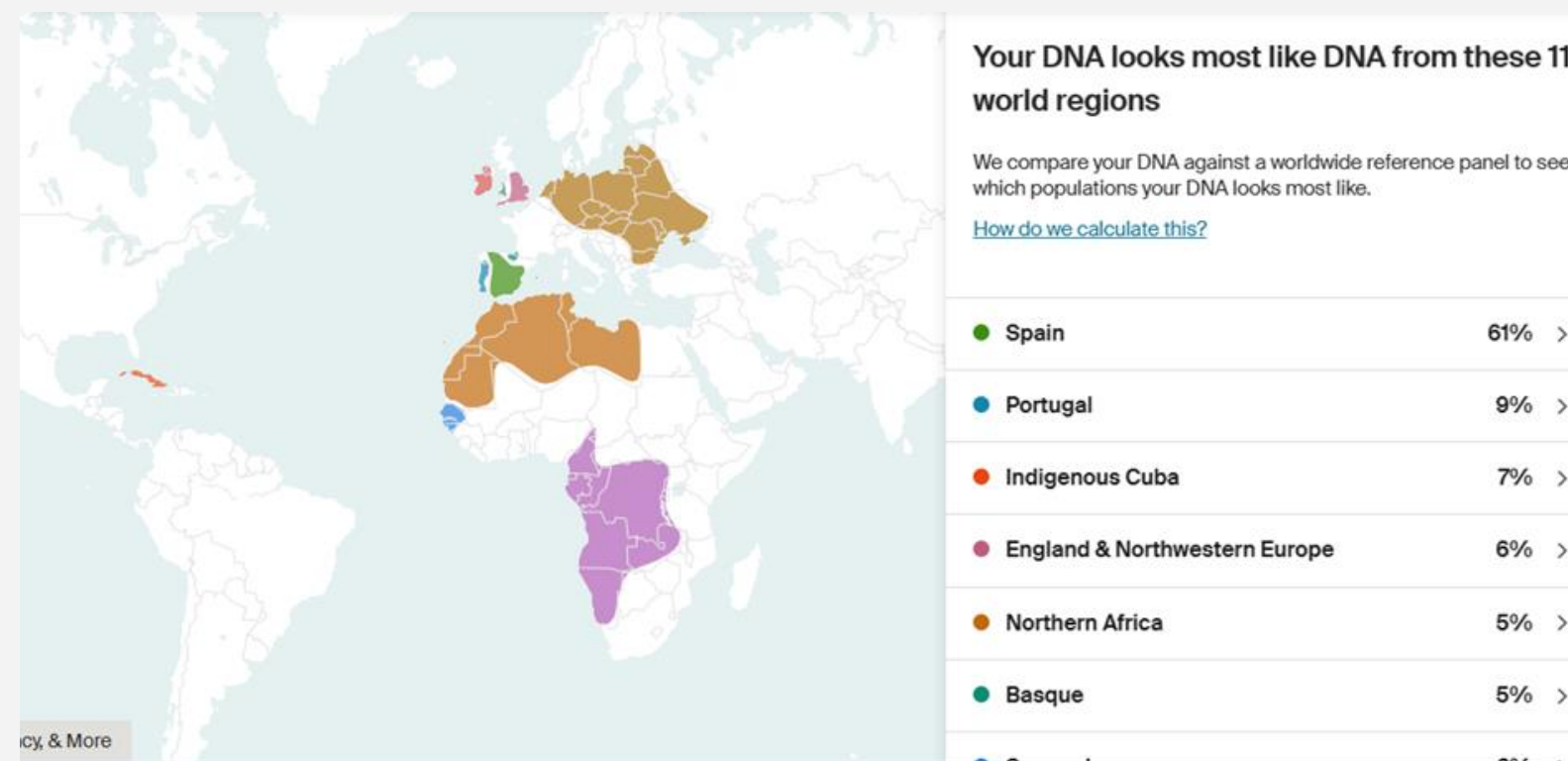
Connects you with relatives who have also taken DNA tests, revealing shared ancestry and potential new family branches

Lineage Tracking

Analyzes Y-DNA (father to son) and mitochondrial DNA (mother to all children) to trace direct paternal and maternal lines across generations.

Ethnicity Estimates

Provides percentages of your ancestry from various global regions, helping you understand your ethnic background.

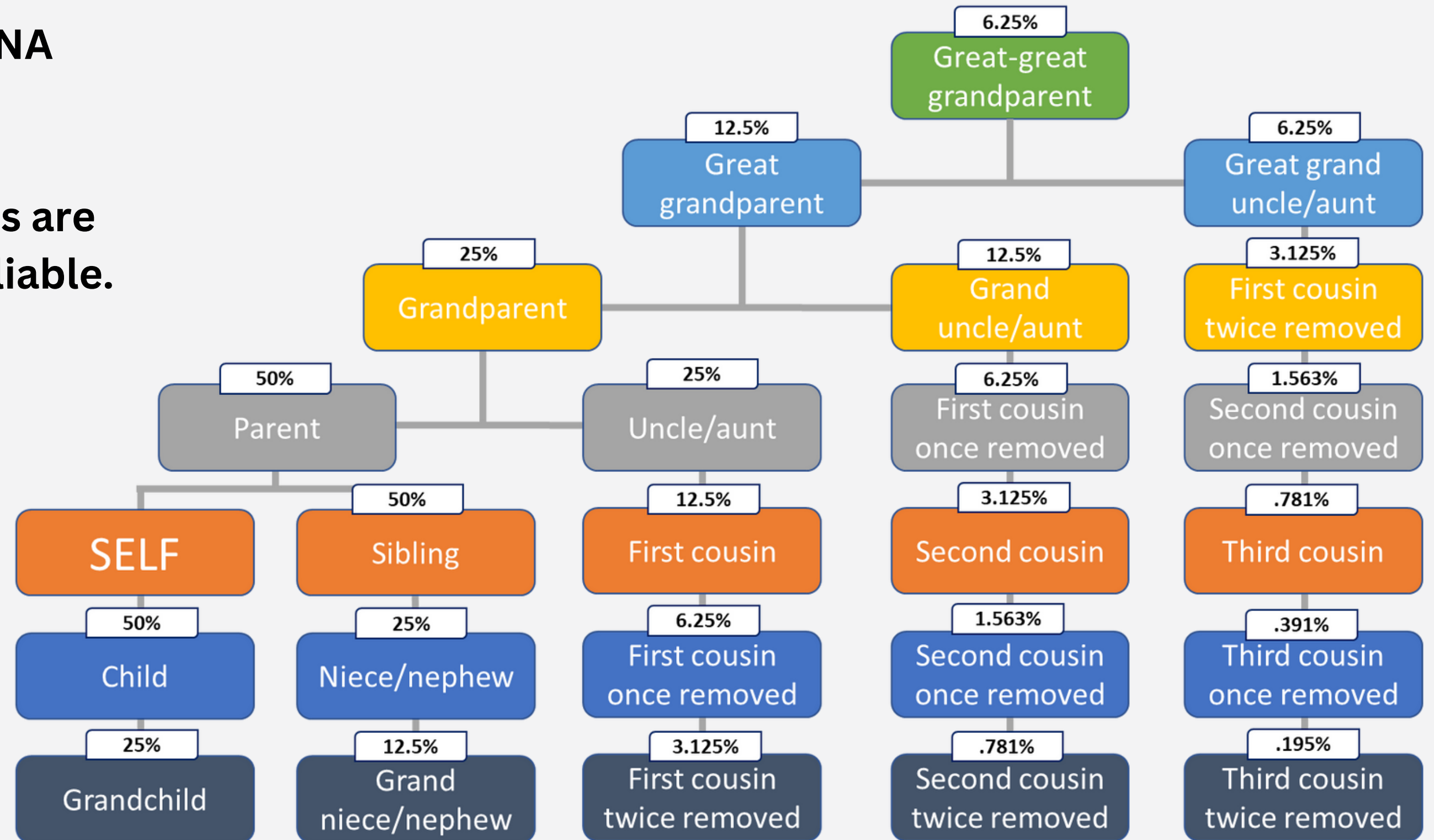


DNA Matching

Finding Your Relatives


These are averages – DNA matches are a range.

Some distant relationships are not detectable or are unreliable.

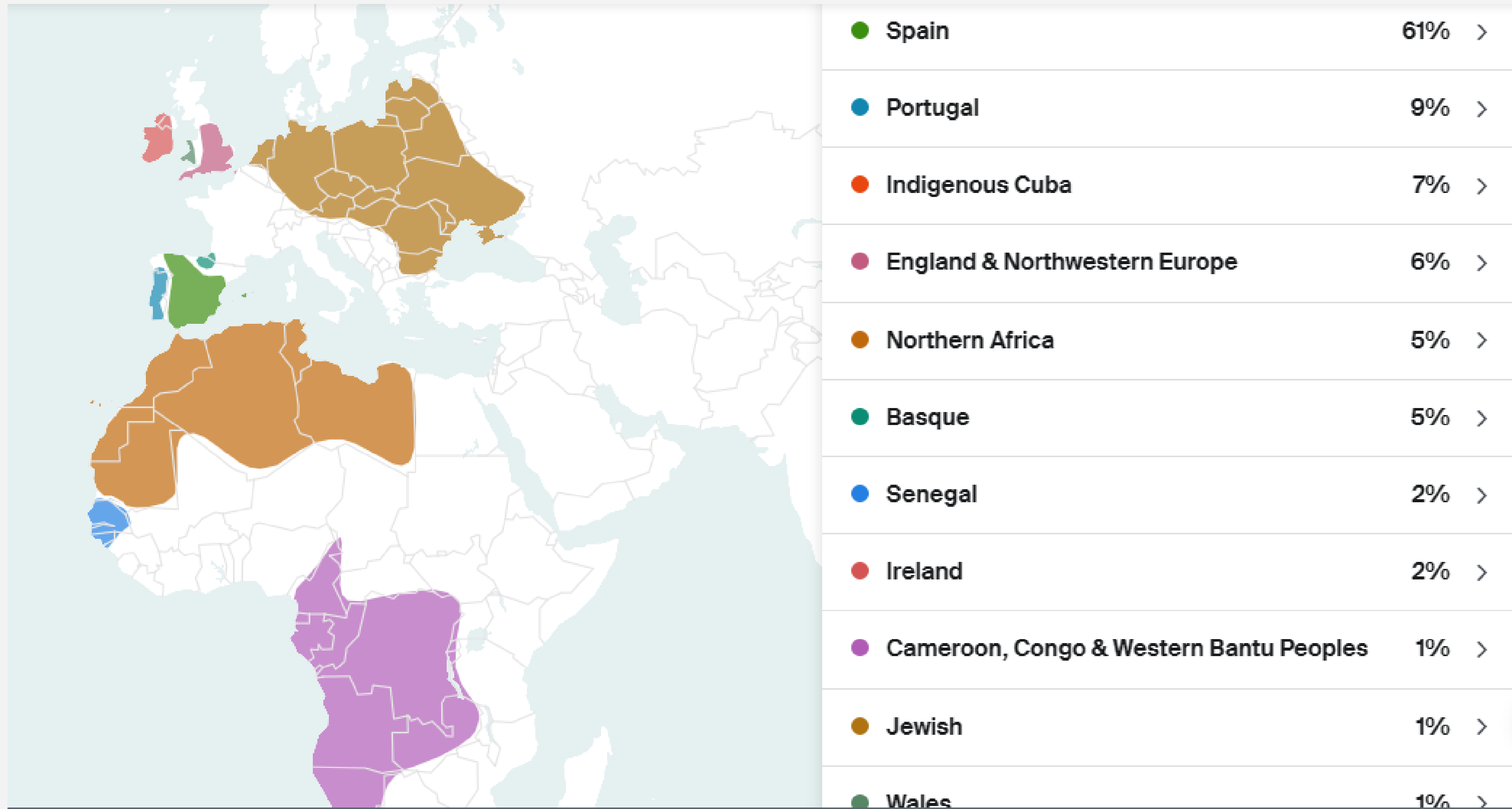


! WARNING
DNA identifies relatives, not relationships.

DNA Ethnicity



The Heritage of Your DNA



A complex collage of historical and scientific imagery. At the top center is a large, detailed illustration of a tree. To its left and right are numerous framed portraits of men and women from the 19th and early 20th centuries, connected by a network of lines, suggesting a genealogical chart. A prominent DNA double helix structure is visible on the right side. Below the portraits, there are various scientific and historical symbols, including a clock, a microscope, and several glass bottles. The overall aesthetic is that of a historical archive or a scientific laboratory from the late 19th or early 20th century.

Tools and Software

Tools and Software

Types of Tools Available to Help You



Image created with AI

Family Tree Builders

Genealogy Research Databases


DNA Testing Services

Collaboration Platforms

Specialist Research Sites & Societies

Genealogy Societies

Tools and Software



Artificial Intelligence (ChatGPT, BING, Google et al.)



Image created with AI

Data Analysis and Interpretation

Image Analysis and Dating


Translation and Transcription

Writing and Editing


Research "Proof" Validation


Research Assistance


Tools and Software





Research at the Library

Ancestry Library Edition
 Billions of records in census data, vital records, military records, directories, photos, and more powered by Ancestry.com. *In-Library Use Only*

HeritageHub
 Explore your family history with this collection of U.S. obituaries and death notices, 1704 - today.
[HeritageHub tutorial](#)

MyHeritage
 Genealogy information including family trees, photos, and altogether more than 6 billion exclusive records from all over the world.


Fold3
 Premier collections of original military records including the stories, photos, and personal documents of those who served.


FamilySearch
 HCPLC is an affiliate library providing access to digital genealogical collections that are otherwise accessible only through a FamilySearch center. Create an account to access these collections from the library.
[FamilySearch Tips and Tricks](#)


At the library you can access free versions of genealogy research tools as well as links to dozens of specialty research sites.


The Florida History & Genealogy Library is also located at John F. Germany Public Library.


Genealogy & History


 African American Heritage


 Find a Grave

 JSTOR Ireland Collection
In-Library Use Only

 Gale Directory Library
Biography & Genealogy Master Index

 Ellis Island Passenger Search

 Cyndi's List

 Black Freedom Struggle

The Robert W. Saunders Sr. Library focuses on African-American history and genealogy.

The background is a complex collage. At the top center is a large, detailed illustration of a tree with many branches and leaves. To the left and right are various framed portraits of men and women from different eras. A prominent DNA double helix structure is shown in the center-right. Below the tree, there's a circular diagram with many small segments, resembling a clock face or a complex chart. In the foreground, there are several typewriters of different models, some on stacks of books. There are also various scientific and historical objects like a clock, a microscope, a funnel, and several glass bottles. The overall theme is a blend of history, science, and technology.

Final Thoughts – Q&A

Final Thoughts

Five Quick Tips

Keep a Backup Copy of Your Tree: Always maintain a backup of your family tree data to prevent loss due to computer issues or data corruption


Cite Your Sources: Accurately record where each piece of information came from. This will be invaluable for verifying data and for future research by you or others.

Never Copy Anyone Else's Research: While it's tempting to take shortcuts, ensure you verify any research before incorporating it into your own.

A Single Source is Not Proof: Always seek multiple sources to confirm any findings. Relying on only one source can lead to errors and inaccuracies in your family tree.

Our Ancestors Were Not Always Truthful: Be aware that historical records often contain inaccuracies, either due to human error or intentional falsehoods.

Thank You For Attending



Good Luck With Your Research



John.Beaumont@Outlook.com

<https://www.beaumont-genealogy.com>

www.youtube.com/@Beaumont-Genealogy/videos